

# My Classroom Management Plan

---

Katharine Bousquet  
2018

# Classroom Philosophy



---

My classroom management philosophy is founded on the belief in a classroom that is centered on engagement and focused on student learning. I will be utilizing aspects of Love and Logic, ideas from Marzano, and beliefs from Carrots and Sticks. By promoting empathy as founded in Love and Logic, I will be creating a classroom with a safe and welcoming environment that is conducive to student learning in all aspects, whether academic, social, or emotional (Fay, 2010). By incorporating different engagement techniques like questioning, games, friendly controversy, and unusual information from Marzano, I will be supporting the students' engagement in terms of emotions, interest, perceived importance, and perception of efficacy (Marzano, 2003). In supporting my students and their goals, I hope to help them achieve them and that they want to achieve them. Lastly, I will be consistent in my high expectations for my students and myself as a teacher to simultaneously challenge and support my students to foster the highest level of learning (Smith, 2015).

Love and Logic

Empathy!

Communication!



Self-Monitor

# Marzano

---

## Discipline

- Reinforcement
- Punishment
- No immediate consequences
- Combined punishment and reinforcement

## Keeping Students engaged

- Games
- Interesting facts
- Teacher stories
- Tone and pitch of my voice

# First 5 Days (CM)

---

- Day 1
  - Going over procedures, figuring out rules for classroom
    - Class vote or as a class decide on rules (with my approval)
- Day 2
  - Review procedures
  - Teach any extra procedures needed
- Day 3
  - Review Procedures
  - Teach again new procedures
- Day 4
  - Review Procedures
  - Teach new procedures
- Day 5
  - Review Procedures
  - Teach new procedures
  - Fun game for the students to get to know each other


# Classroom Procedures

## Classroom Procedures Checklist


- How to sit in the chair for learning
- How to come in to class
  - Beginning of class
  - Recess
- How to walk in the halls
- Procedure for going to the bathroom
  - How to ask
  - Hall pass
- Procedure for getting a drink
- How to sharpen a pencil
- Procedure for asking questions
- How to get your class' attention
- Procedure for early finishers
- Procedure for turning in homework
- Procedure for dismissal
- What to do when absent

## WAYS TO LINE UP





1. Favorite Dessert
2. Vowels in First Name
3. Language You'd Like to Learn
4. Superpower You'd Want
5. Favorite Habitat
6. Favorite Ice Cream Flavor
7. Birthday Month
8. 1<sup>st</sup> or 2<sup>nd</sup> Letter of First Name
9. Favorite Room in House
10. Favorite Fruit
11. Favorite Mealtime
12. Count in Multiples
13. Syllables in First Name
14. Writing Hand
15. Favorite Sport
16. Birth Order
17. Favorite Thing to Do
18. Socks & Shoes
19. Pets
20. Favorite Breakfast Food
21. Letters in First Name
22. Favorite Thing to Draw
23. Favorite Place to Read
24. Shirt Color



# CM Procedures cont.



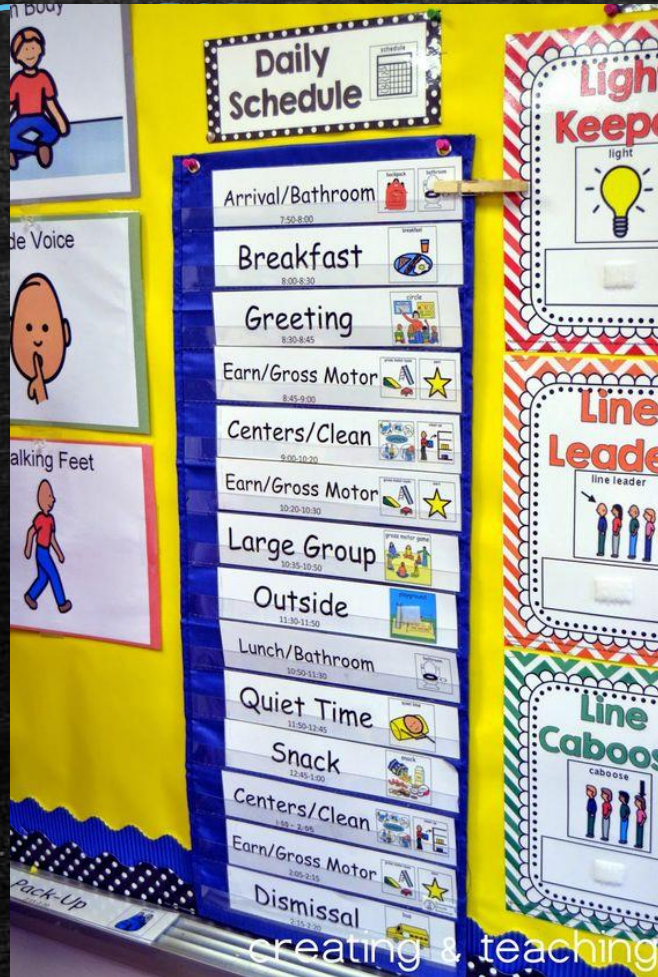
## Our Morning Routine

1. Folder 
2. Lunch 
3. Backpack and jacket 
4. Tablework 

### I am done! What should I do? I can...

- read a book from my book box
- write in my notebook
- finish something in my class work folder
- organize my desk
- read quietly with a partner
- write on my white board
- work on a piece of writing
- sharpen my pencils
- complete a center I did not finish
- go on the computer with teacher's permission

# Agendas



# THE *very* VISUAL SCHEDULE





# Rules

## CLASS POLICIES

**L**isten to directions  
**E**nter & exit prepared  
**A**lways try your Best  
**R**espect others  
**N**O Excuses!

## CLASS RULES

**Classroom Helpers**

17	1	17
18	2	18
19	3	19
20	4	20
21	5	21
22	6	22
23	7	23
24	8	24
25	9	25
26	10	26
27	11	27
28	12	28
29	13	29
30	14	30
31	15	31
32	16	32

**Rule Number 1:** Listen when someone is talking.

**Rule Number 2:** Follow directions the first time they are given.

**Rule Number 3:** Treat everyone with kindness and respect.

**Rule Number 4:** Take care of our SCHOOL and classroom.

**Rule Number 5:** Work and play safely and quietly.

**Super Student**

**great job**

**good choices**

**ready to learn**

**think about it**

**teacher's choice**

**parent contact**






**Cupcake for the TEACHER**

## Classroom Rules

- Listening Bodies**   
I will listen and follow directions.
- Raised Hands**   
I will raise my hand to share ideas.
- Quiet Mouths**   
I will use a soft voice.
- Walking Feet**   
I will walk in school to be safe.
- Helping Hands**   
I will use my hands for helping and not hurting.
- Caring Hearts**   
I will use kind words.

# Voice levels

**Voice Level**

<b>4</b>	<b>Loud Lions</b>	
<b>3</b>	<b>Chatty Chickens</b>	
<b>2</b>	<b>Inside Iguanas</b>	
<b>1</b>	<b>Whispering Whales</b>	
<b>0</b>	<b>Quiet Turtles</b>	

**MISS GIRAFFE**

weareteachers

**voice level**

**0** VOICE OFF

**1** WHISPER

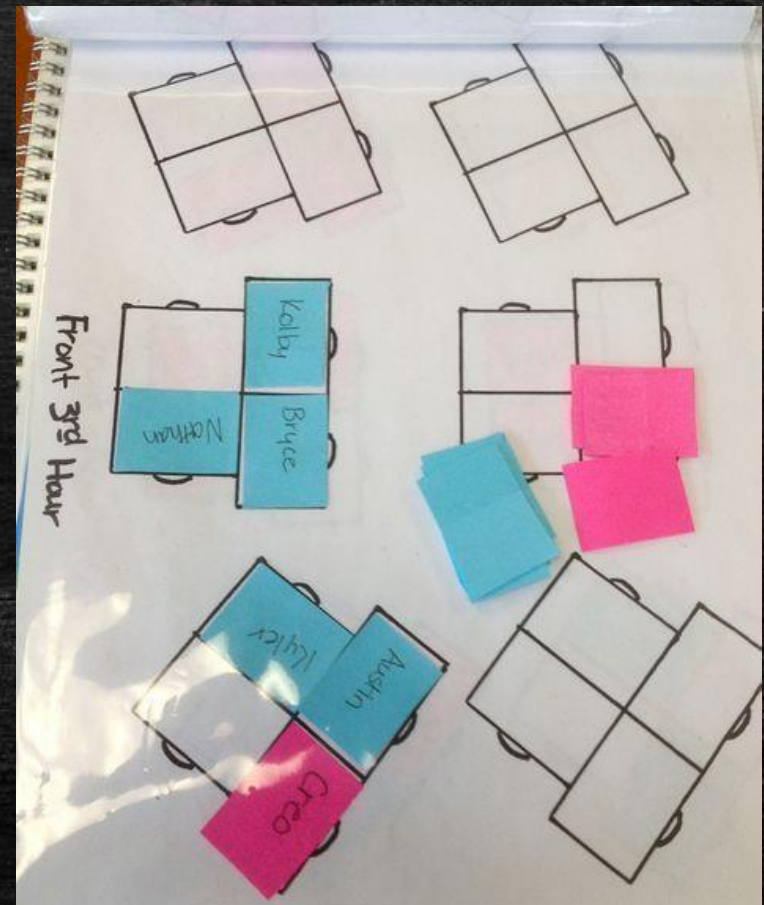
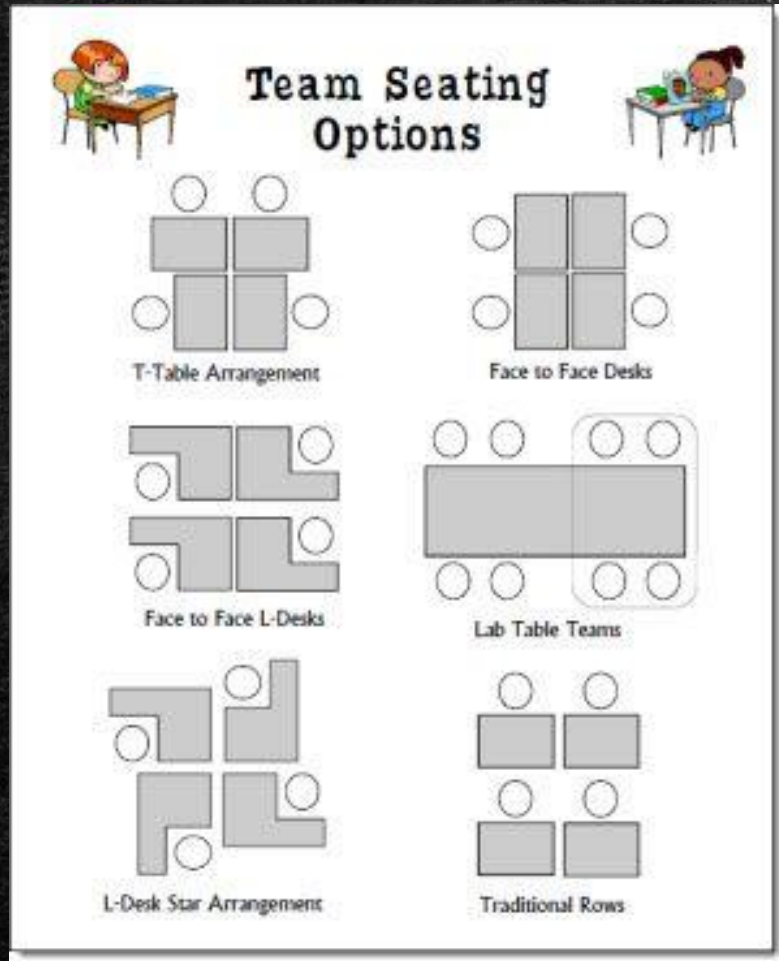
**2** NORMAL

**3** SPEAK UP

5,939 likes






weareteachers Oooo love this! 💡 (Brilliant idea & regram via @misscourtneysclass... more

# Seating Plans





## Short & Long term Substitute Binders



# Substitute Teacher Information!

# Attention Grabbers

Attention Grabbers	
Teacher	Students
Peanut, peanut butter	Jelly, jelly jam
HOLY MOLY!	GUACAMOLE!
Hocus <u>p</u> ocus	Everybody focus
ALL SET?	YOU BET!
Macaroni and cheese	Everybody freeze
HANDS ON TOP	THAT MEANS STOP
Ready to rock?	Ready to roll!
<u>Y</u> AKETY YAK	DON'T TALK BACK
Class, class	Yes, yes
SPAGHETTI {AND}	MEATBALLS
Ready to listen?	Ready to learn.

## CALL IT OUT!

### ATTENTION! (teacher... students)


- Class, Class... Yes! Yes!
- Macaroni and cheese!... Everybody freeze!
- Hands on top... Everybody stop!
- Eyes and ears on me in 3-2-1...
- And a hush fell across the room... Sh-h-h-h-h
- Freeze! Everybody clap your hands (7 claps)
- L-I-S...T-E-N

### REFOCUS (teacher... students)

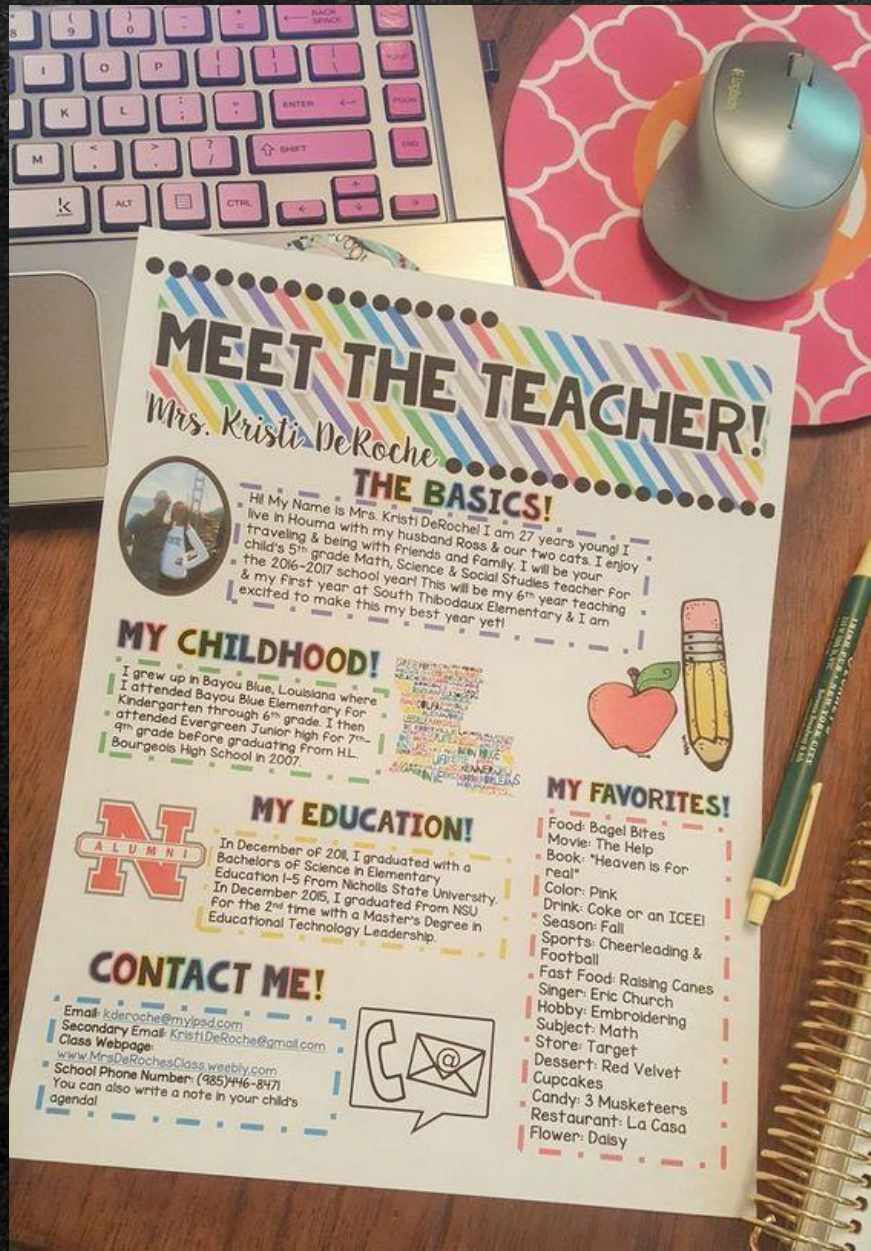
- Hocus pocus!...Everybody focus!
- Tootsie roll, lollipop... We were talking, now we'll stop!
- Holy moly!... Guacamole!
- What are we here for?... To learn!
- What's up?... It's all good!

### RELEASE (teacher... students)

- Work hard... Do right!
- Ready, set... You bet!
- Crystal...Clear
- To infinity... and Beyond!



# Letters to Parents



**BACK TO SCHOOL!**

**Classroom Connection!**  
*Looking forward to a new year...*

**Welcome**

**Morning Arrival**  
School starts at 8:00.  
Please have your child in class and ready for a fun filled day of learning!  
Late arrivals need to sign in at the office and brought back to class with a pass.

**Dismissal**  
We dismiss class at 2:30.  
Please let me know of your child's daily transportation to ensure his/hersafety. Should your transportation needs change, please submit that in writing so that we can adjust accordingly.  
**Thank you!**

**Reminders!**  
Please bring your backpack, communication folder and a change of clothes daily! Homework folders are due each Friday. Thank you parents!

Love,  
Mrs. Happy  
© Little Miss Kindergarten

# Letters to home!

Student Name: \_\_\_\_\_ Date: \_\_\_\_\_

## I had a great day!



- I was a great listener!
- I did excellent work!
- I followed all of the directions!
- I was a great friend!

© 2014 by the author. All rights reserved. www.thinkingcups.com

Student Name: \_\_\_\_\_ Date: \_\_\_\_\_

## I had a great day!



- I was a great listener!
- I did excellent work!
- I followed all of the directions!
- I was a great friend!

© 2014 by the author. All rights reserved. www.thinkingcups.com

## Welcome!

I am so excited about the new school year and having your child in my classroom. To help me get to know your child before the year begins, please fill out this information and return it to me by \_\_\_\_\_.

Child's Name: \_\_\_\_\_ Nicknames: \_\_\_\_\_

Hobbies/Interests: \_\_\_\_\_

What is he/she best at? \_\_\_\_\_

Siblings: \_\_\_\_\_

Pets: \_\_\_\_\_

3 words to describe your child: \_\_\_\_\_

Allergies: \_\_\_\_\_

Any special information I should know (new baby, new job, new house, etc.): \_\_\_\_\_

What is the best way to communicate with you (e-mail, notes, call, in person, etc.)? \_\_\_\_\_

Please include any additional helpful information below.

\_\_\_\_\_

\_\_\_\_\_

\_\_\_\_\_

\_\_\_\_\_

© therapyteacher

# What if?

---

- My biggest fear is having a student who is very defiant...
- Step 1: Recognize that they are having issues and that it isn't about me
- Step 2: Find out what the problem is
- Step 3: Find a solution together (me and the student) to either help them solve it themselves or work together to help
  - From 4 tips for teaching students with ODD, I would give choices and also get to know the student on a personal level so that I can have an easier time figuring out how to correctly deal with the behavior



## Works Cited

---

Fay, J. and Funk, D. (2010). Teaching with Love and Logic: Taking control of the classroom. Love and Logic Press: Golden, CO.

Marzano, R. (2003). Classroom Management that Works: Research-based strategies for every teacher. ASCD: Alexandria, VA.

Rennicke, Crystal. (2017). 4 Tips for Teaching Students With ODD. [www.weareteachers.com](http://www.weareteachers.com).

Smith, D., Fischer, D., and Frey, N. (2015). Better than Carrots or Sticks: Restorative practices for positive classroom management. ASCD: Alexandria, VA.

Wong, H. and Wong, R. (2014). The Classroom Management Book. Harry Wong Publications, Inc.: Mountainview, CA.